Kindles & Library eResources

Sioux Center Public Library

Types of Kindles

Kindle e-Readers

- Designed for reading eBooks
- Black and white e-ink displays
- Can't run apps
- Only compatible with **OverDrive/Libby (Bridges)**

Kindle Fires

- Designed for general media consumption and reading eBooks
- Colorful LCD screens
- Runs apps from the Amazon Appstore
- Compatible with: **Libby (Bridges), Hoopla, and Transparent Language**

Kindle Fires

Libby (Bridges): There are two ways to borrow eBooks

1. Install the **OverDrive* app** from the Amazon Appstore
    - Borrow books directly from your Kindle Fire
    - Read books directly in the OverDrive app (any format) or send to your Kindle and read in the Kindle books app (Kindle format only)
2. Borrow books (Kindle format only) using the **Libby app** *on your phone* or from the **Bridges website** *on your computer* and ***send them to your Kindle*** (see instructions on the next page)

*The OverDrive app is being replaced by Libby. As soon as the Libby app is approved by Amazon it will be available in the Amazon Appstore and the OverDrive app will be retired.

Hoopla is compatible with devices running Fire OS 6.0.0 and newer (4/2022)

1. Install the app from the Amazon Appstore
2. Create or sign into your Hoopla account using your email address and password
3. Enjoy movies, television shows, music, eBooks, eAudiobooks, and comics in the Hoopla app

Transparent Language

1. Create and account in your web browser using your 14-digit library card
2. Install the app from the Amazon Appstore and sign in to your account to start learning languages

Kindles & Library eResources

Sioux Center Public Library

Kindle e-Readers

You must borrow the eBook from either the Libby app on your phone or the Bridges website (https://bridges.overdrive.com/) on your computer. You'll borrow a book, be redirected to Amazon to complete the loan, and then send the eBook to your Kindle.

From the Computer

- Find a Kindle Book to borrow. You can find them by selecting the **Kindle Books** link near the top of the site or under ☰ on mobile devices.
- Select **Borrow**. If prompted, sign in to your library.
- Choose a lending period (if available) and select **Borrow** again.

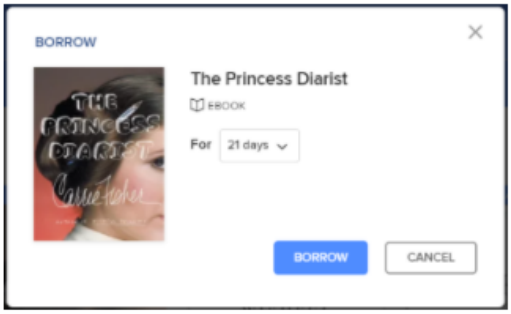

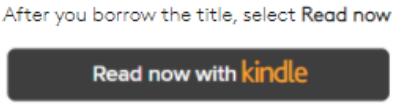

- You'll be taken to Amazon's website to finish getting your eBook.
    - If you're signed into your Amazon account, verify the "Deliver to" device and select **Get Library Book**.

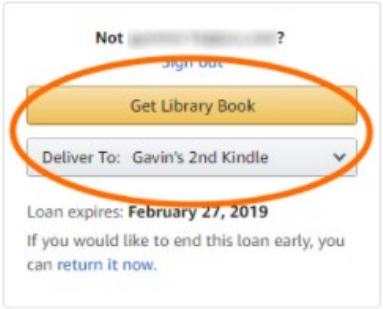

    - If you're not signed into your Amazon account, select **Get Library Book,** and sign in.

From the Libby App on your Phone

- Tap 
- Tap **loans** at the top of the screen

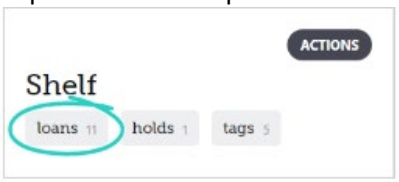

- Tap **Read with…**
- Tap **Kindle**
- You'll be taken to Amazon's website to finish getting the book.
    - If you're signed into your Amazon account, verify the "Deliver to" device and tap **Get Library Book**.
    - If you're not signed into your Amazon account, tap **Get Library Book,** and sign in.

Help is available!

Drop-In Tech Help

Two afternoons a month we offer drop-in tech help. It is usually 1-3pm on the 1st and 3rd Tuesday, but check the calendar for the current schedule.

1:1 Tech Help Appointments

Email support@siouxcenterlibrary.org or call 712.722.2138 to set up an appointment for help getting started with eBooks on your Kindle.

102 S. Main Ave • Sioux Center, IA 51250
Phone: (712) 722-2138 • Fax: (712) 722-1235 • Email: support@siouxcenterlibrary.org • www.siouxcenterlibrary.org